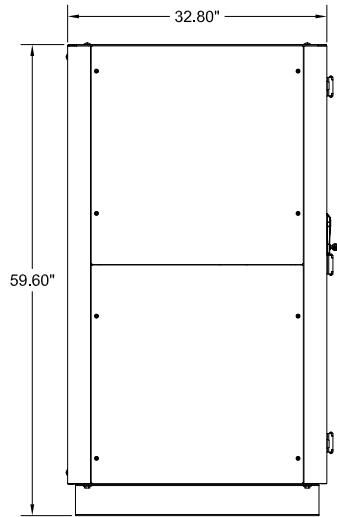
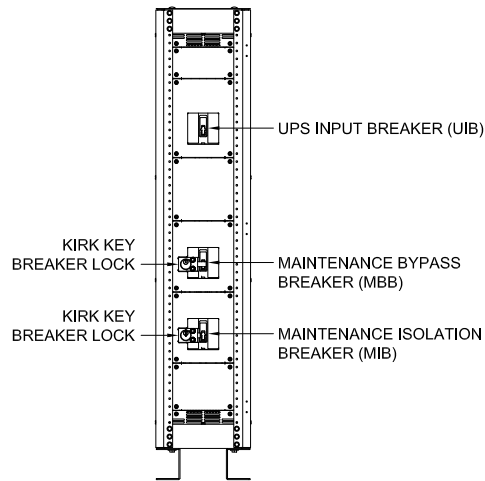




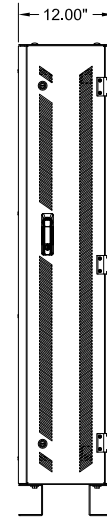
TOP VIEW



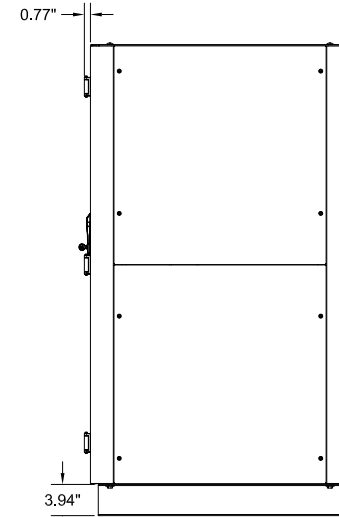
LEFT SIDE VIEW



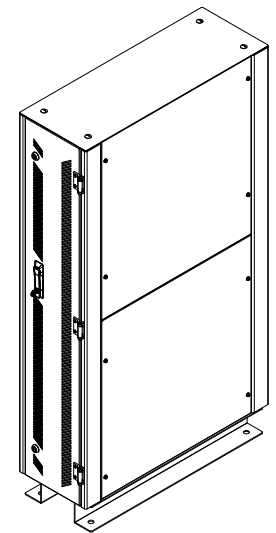
FRONT VIEW  
(DOOR REMOVED)



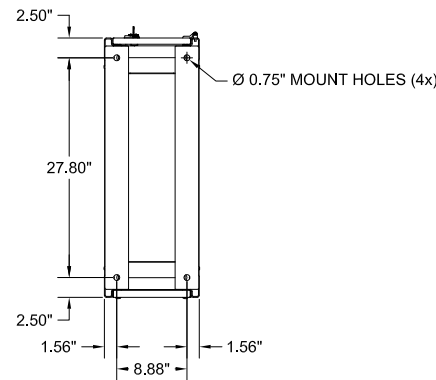
FRONT VIEW



RIGHT SIDE VIEW



ISOMETRIC VIEW



BOTTOM VIEW

NOTES:

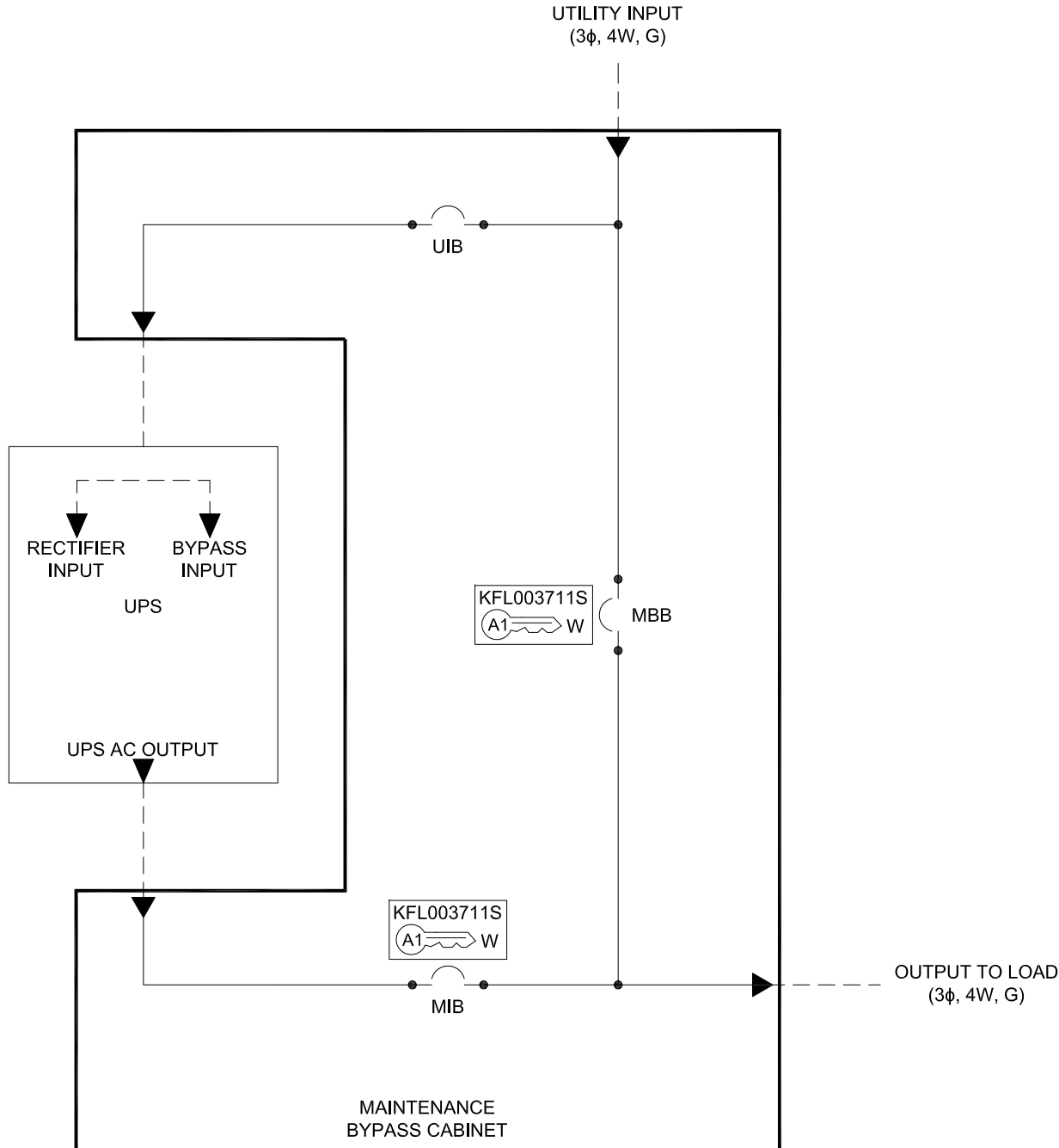
APPROXIMATE WEIGHT: 275 LBS.

1. NEMA 1 TYPE ENCLOSURE.
2. THE CABINET IS CONSTRUCTED FROM GALVANIZED STEEL.
3. THE CABINET IS TO BE MOUNTED THROUGH THE 0.750" HOLES IN THE CABINET LEGS. THE LEGS ARE FORMED FROM 10 GAUGE STEEL.
4. FINISH IS POWDER COAT ON ALL EXTERNAL AND VISIBLE SURFACES, INTERIOR PANELS AND MOUNT BRACKETS ARE GALVANIZED FINISH.
5. CABINET LEGS ARE REVERSIBLE FOR EASY ACCESS TO CABINET FLOOR MOUNTING HARDWARE.

|   |         |          |              |
|---|---------|----------|--------------|
| 90851 SERIES MAINTENANCE BYPASS BREAKER CABINET   |         |          |              |
| 30-40 KVA, 120V/208V, 3PH/4W 3 BREAKER  |         |          |              |
| INTERLOCK CONFIGURATION 2   |         |          |              |
| DIMENSIONS ARE IN INCHES  |         | INITIALS | DATE         |
| TOLERANCES:   |         | DRAWN    | 02/28/12     |
| DECIMALS:   | ANGLES: | CH       |              |
| .XX ±.13  | ±1°     | CHECKED  | 03/06/12     |
| .XXX ±.062  |         | CH       |              |
| MATERIAL: SEE NOTES SHEET 1   |         |          |              |
| FINISH: SEE NOTES SHEET 1   |         |          |              |
| CAD GENERATED DRAWING<br>DO NOT MANUALLY UPDATE   |         |          |              |
| SCALE:  | SIZE:   | REV:     |              |
| NTS   | A       | 1        |              |
|   |         |          | SHEET 1 OF 2 |
| <p>THE INFORMATION CONTAINED IN THIS DRAWING IS THE SOLE PROPERTY OF C&amp;C POWER, INC. ANY REPRODUCTION WITHOUT THE WRITTEN CONSENT OF C&amp;C POWER, INC IS PROHIBITED.</p> <p><b>C&amp;C POWER</b><br/>ENGINEERED POWER PRODUCTS<br/>949 N. Larch Ave. - Elmhurst, IL 60126</p> <p>© 2012 C&amp;C POWER, INC.<br/>ALL RIGHTS RESERVED</p> |         |          |              |

**CIRCUIT BREAKER SUMMARY**

| BREAKER TYPE      | KVA | LOCATION             | BREAKER MODEL | TRIP | AIC          | WIRE RANGE  |
|-------------------|-----|----------------------|---------------|------|--------------|-------------|
| EATON<br>SERIES C | 30  | MBB, MIB, UOB1, UOB2 | EDB3125       | 125A | 22K @ 240VAC | (1) 4 - 4/0 |
|                   | 40  | MBB, MIB, UOB1, UOB2 | EDB3150       | 150A | 22K @ 240VAC | (1) 4 - 4/0 |



**NOTES:**

1. "MBB" MAINTENANCE BYPASS BREAKER
2. "MIB" MAINTENANCE ISOLATION BREAKER
3. "UIB" UPS INPUT BREAKER
4. GROUND LUG ACCEPTS (4) #6 - 350 MCM CABLES.
5. NEUTRAL LUG ACCEPTS (4) #6 - 350 MCM CABLES.

**KIRK KEY NOTES:**

1. THE "E" OR "W" IN THE INTERLOCK SYMBOL INDICATES THE POSITION OF THE INTERLOCK BOLT WHEN THE KEY IS REMOVABLE. "E" = EXTENDED AND "W" = WITHDRAWN.
2. THE KEY OR KEYS IN THE INTERLOCK SYMBOL INDICATES THE KEY NUMBER THAT FUNCTIONS WITH THE INTERLOCK.

-----

**NOTE:**  
DASHED LINES REPRESENT WIRING  
SUPPLIED BY OTHERS

|   |          |          |  |
|---|----------|----------|--|
| 90851 SERIES MAINTENANCE BYPASS BREAKER CABINET |          |          |  |
| 30-40 KVA, 120V/208V, 3PH/4W 3 BREAKER          |          |          |  |
| INTERLOCK CONFIGURATION 2                       |          |          |  |
| DIMENSIONS ARE IN INCHES                        | INITIALS | DATE     | THE INFORMATION CONTAINED IN THIS DRAWING IS THE SOLE PROPERTY OF C&C POWER, INC. ANY REPRODUCTION WITHOUT THE WRITTEN CONSENT OF C&C POWER, INC IS PROHIBITED.            |
| TOLERANCES:                                     | DRAWN    | 03/02/12 |  |
| DECIMALS: .XX ±.13                              | CH       |          |  |
| ANGLES: ±1°                                     | CHECKED  | 03/06/12 |  |
| MATERIAL: SEE NOTES SHEET 1                     |          |          |  |
| FINISH: SEE NOTES SHEET 1                       |          |          |  |
| CAD GENERATED DRAWING<br>DO NOT MANUALLY UPDATE |          |          |  |
| SCALE: NTS                                      | SIZE: A  | REV: 1   | SHEET 2 OF 2   |
|   |          |          | <p align="center"><b>C&amp;C POWER</b><br/>ENGINEERED POWER PRODUCTS<br/>949 N. Larch Ave. - Elmhurst, IL 60126<br/>© 2012 C&amp;C POWER, INC.<br/>ALL RIGHTS RESERVED</p> |