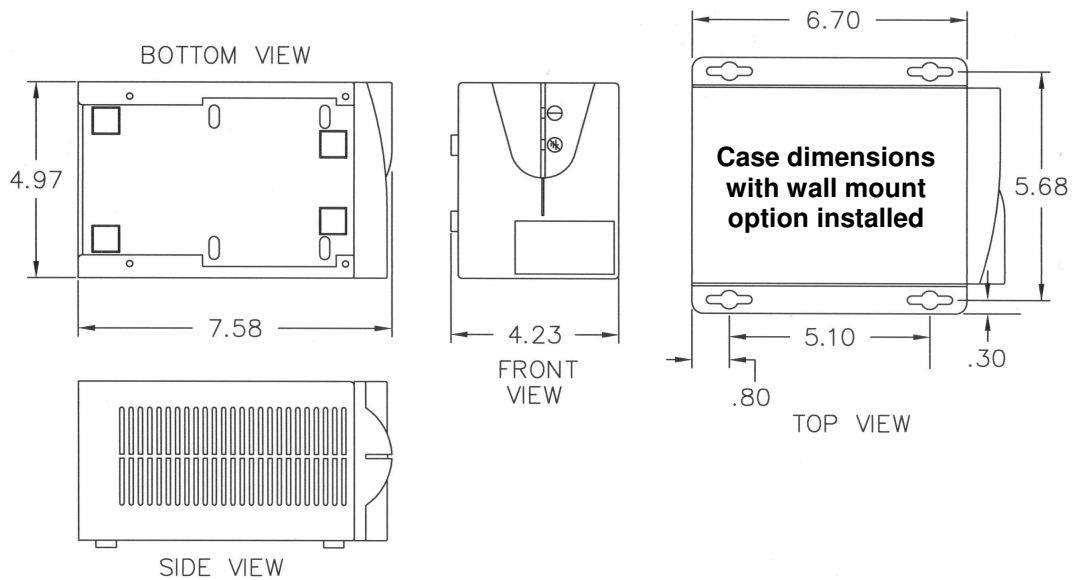


## North American Ground Guard® Conditioners - “B” Case Enclosure



	<b>ABCG065-11</b> Part# 66008-XXR	<b>ABCG100-11</b> Part# 66012-XXR	<b>ABCG152-11</b> Part# 66025-XXR	<b>ABCG202-11</b> Part# 66026-XXR	<b>ABCG302-11</b> Part# 66036-XXR	<b>ABCG402-11</b> Part# 66048-XXR
<b>VA Rating</b>	78	120	180	240	360	480
<b>Frequency</b>	60 Hz.	60 Hz.	60 Hz.	60 Hz.	60 Hz.	60 Hz.
<b>BTU/Hr. Output</b>	41	41	62	82	123	115
<b>T.H.D. % Added</b>	<1%	<1%	<1%	<1%	<1%	<1%
<b>Load Surge Current @</b>						
<b>1/2 cycle</b>	10 amps	15 amps	28 amps	38 amps	82 amps	125 amps
<b>1 second</b>	3.6 amps	5.2 amps	10 amps	14 amps	28 amps	60 amps
<b>10 seconds</b>	2.0 amps	3.0 amps	4.5 amps	6.0 amps	10 amps	17 amps
<b>Input Voltage</b>	120	120	120	120	120	120
<b>Output Voltage</b>	120	120	120	120	120	120
<b>Output Current</b>	.65 amps	1.0 amps	1.5 amps	2.0 amps	3.0 amps	4.0 amps
<b>Efficiency</b>	90%	90%	90%	90%	90%	93%
<b>Voltage Drop No Load to Full Load</b>	10%	10%	10%	9%	6%	7%
<b>Wall mount-able*</b>	Yes	Yes	Yes	Yes	Yes	Yes
<b>Compliance</b>	UL and cUL, RoHS	UL and cUL, RoHS	UL and cUL, RoHS	UL and cUL, RoHS	UL and cUL, RoHS	UL and cUL, RoHS
<b>Shipping Weight (lbs.)</b>	5	7	8	9	11	12

\* When ordering by model number, add “W” to model number above for wall mount option.

## North American Ground Guard® Conditioners - “B” Case Enclosure Available Plug/Receptacle Options


### POWERVER Part #

**ABCG065-11—66008-XX\*\*R**  
**ABCG100-11 - 66012-XX \*\*R**  
**ABCG152-11 - 66025-XX\*\*R**  
**ABCG202-11 - 66026-XX\*\*R**  
**ABCG302-11 - 66036-XX\*\*R**  
**ABCG402-11 - 66048-XX\*\*R**

\*\*When ordering, add two digit number from below in place of **XX** to specify receptacle option desired.


### Option 1 - ABCG065-11 and ABCG100-11 Only

- 01 - 5-15P plug and one 5-15R IG duplex receptacle
- 21 - 5-15P plug and one 5-15R IG duplex with wallmount



### Option 2 - All Other B Case Models

- 02 - 5-15P plug and two 5-15R IG duplex receptacle
- 22 - 5-15P plug and two 5-15R IG duplex receptacles



**NOISE REJECTION-ISOLATION:** With unit under power and an ANSI/IEEE C62.41 Cat. A pulse applied either normal or common mode at the input, the noise output voltage will be less than 10V normal mode and less than 0.5V common mode in all four quadrants (CM-NM, NM-NM, CM-CM, NM-CM).

**SURGE VOLTAGE WITHSTAND CAPABILITY:** Tested under power to ANSI/IEEE C62.41 Cat. A & B (formerly IEEE587-1980). Cat. A - 6000V @ 200 amps, 0.5 usec risetime, 100 kHz decay, Cat. B - 6000V @ 500 amps, 0.5 usec risetime, 100 kHz decay

**GROUND CURRENT ATTENUATION:** Disturbance current coupling into ground conductors is limited to .1% (one tenth of one percent) of the amplitude of the source disturbance current.

**GROUND IMPEDANCE SAFETY CHARACTERISTICS:** Under worst case capacitive or inductive load conditions, when presented with a worst case fault current of 50% above the branch circuit breaker rating, the control impedance must not exhibit a voltage drop across itself of more than 2.5 volts AC at 60 Hz.

**Warranty/Support:** POWERVER warrants its power conditioners to be free from defects in materials and workmanship for a period of five years from the date of shipment. For North American service or support on any POWERVER product, please contact POWERVER Technical Support at (800) 369-7179 (in Illinois call (847-596-7000)). For service and support in EMEA, contact POWERVER, Ltd. in the United Kingdom at +44 (0) 1793 553980. Or visit the POWERVER website at [www.powervar.com](http://www.powervar.com).

**POWERVER, Inc. - 1450 Lakeside Drive, Waukegan, IL 60085**

**POWERVER, Ltd. - Unit 5 Birch, Kembrey Park, Swindon, Wiltshire, UK SN2 8UU**