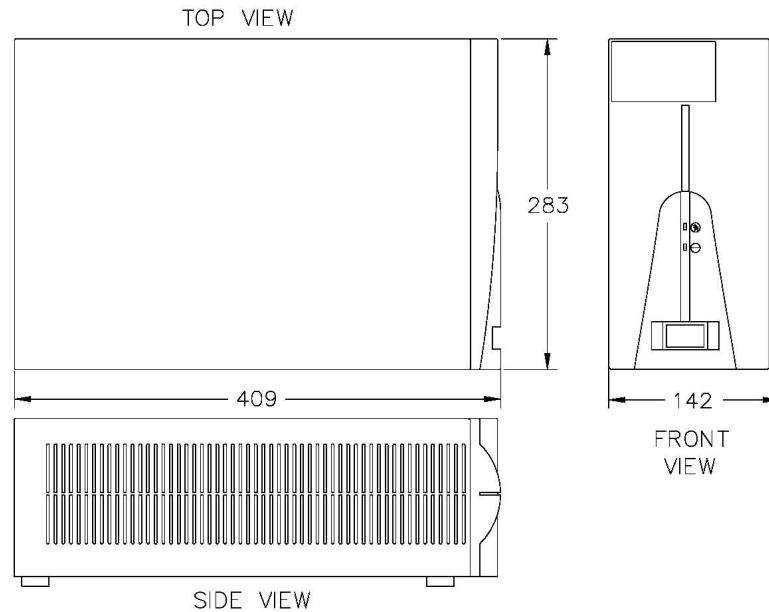


International Ground Guard® Conditioners - “D” Case Enclosure



	ABCG1000-22 Part # 92042-XXR	ABCG1250-22 Part # 92052-XXR	ABCG1500-22 Part # 92063-XXR	ABCG2000-22 Part # 92083-XXR	ABCG2500-22 Part # 92104-XXR
VA Rating	1000	1250	1500	2000	2500
Frequency	50/60 Hz.	50/60 Hz.	50/60 Hz.	50/60 Hz.	50/60 Hz.
BTU/Hr. Output	136	171	205	273	341
T.H.D. % Added	<1%	<1%	<1%	<1%	<1%
Load Surge Current @					
1/2 cycle	162	195 amps	225 amps	285 amps	330 amps
1 second	78	92 amps	108 amps	125 amps	160 amps
10 seconds	23	27 amps	32 amps	41 amps	55 amps
Input Voltage	200-264	200-264	200-264	200-264	200-264
Output Voltage	200-264	200-264	200-264	200-264	200-264
Output Current	4.16 amps	5.12 amps	6.25 amps	8.33 amps	10.420 amps
Efficiency	96%	96%	96%	96%	96%
Voltage Drop No Load to Full Load	5.2%	4.8%	4.4%	4%	4%
Earth Leakage Current	< 300 μamps	< 300 μamps	< 300 μamps	< 300 μamps	< 300 μamps
Wall mountable*	Yes	Yes	Yes	Yes	Yes
Compliance	UL, cUL, D-Mark, CE, RoHS	UL, cUL, D-Mark, CE, RoHS	UL, cUL, D-Mark, CE, RoHS	UL, cUL, D-Mark, CE, RoHS	UL, cUL, D-Mark, CE, RoHS
Shipping Weight (kgs.)	16.5	17.5	18.5	22.5	23.5

* Add W to model number for wall mount

International Ground Guard^(R) Conditioners - "D" Case Enclosure

POWERVAR Part #

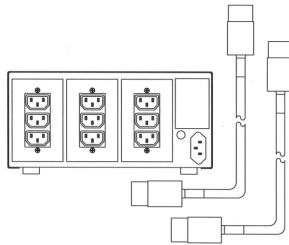
ABC1000-22 -92042-XXR**

ABC1500-22 - 92063-XXR**

ABC2000-22 - 92083-XXR**

ABC2500-22 - 92104-XXR**

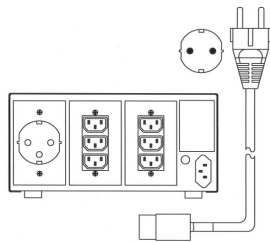
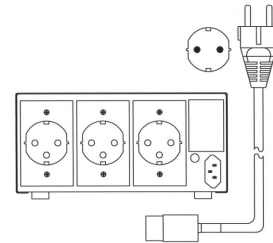
When ordering, add two digit number from below in place of **XX to specify receptacle option desired.



Option 1

- 02 - IEC320 inlet module, three IEC320 receptacle strips with two output cords
- 12 - IEC320 inlet module, three IEC320 receptacle with Shuko plug

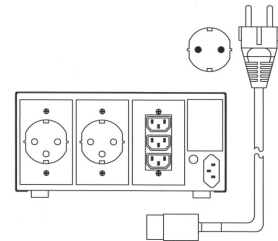
- Option 2**
- 06 - Shuko plug with three Shuko receptacles



Option 3

- 08 - Shuko plug with one Shuko receptacle and two IEC320 receptacle strip

- Option 4**
- 09 - Shuko plug with two Shuko receptacles and one IEC320 strip



NOISE REJECTION-ISOLATION: With unit under power and an ANSI/IEEE C62.41 Cat. A pulse applied either normal or common mode at the input, the noise output voltage will be less than 10V normal mode and less than 0.5V common mode in all four quadrants (CM-NM, NM-NM, CM-CM, NM-CM).

SURGE WITHSTAND CAPABILITY: Tested under power to ANSI/IEEE C62.41 Cat. A & B (formerly IEEE587-1980). Cat. A - 6000V @ 200 amps, 0.5 usec risetime, 100 kHz decay, Cat. B - 6000V @ 500 amps, 0.5 usec risetime, 100 kHz decay.

GROUND CURRENT ATTENUATION: Disturbance current coupling into ground conductors is limited to .1% (one tenth of one percent) of the amplitude of the source disturbance current.

GROUND IMPEDANCE SAFETY CHARACTERISTICS: Under worst case capacitive or inductive load conditions, when presented with a worst case fault current of 50% above the branch circuit breaker rating, the control impedance must not exhibit a voltage drop across itself of more than 2.5 volts

Warranty/Support: POWERVAR warrants its power conditioners to be free from defects in materials and workmanship for a period of five years from the date of shipment. For North American service or support on any POWERVAR product, please contact POWERVAR Technical Support at (800) 369-7179 (in Illinois call (847-596-7000)). For service and support in EMEA, contact POWERVAR, Ltd. in the United Kingdom at +44 (0) 1793 553980. Or visit the POWERVAR website at www.powervar.com.

POWERVAR, Inc. - 1450 Lakeside Drive, Waukegan, IL 60085

POWERVAR, Ltd. - Unit 5 Birch, Kembrey Park, Swindon, Wiltshire, UK SN2 8UU